





## STRIVING FOR CUSTOMER SATISFACTION IS WHAT MADE PDU CABLES SUCCESSFUL

When we started PDU Cables, we saw a need for quick-turn high-quality power distribution cables. We didn't have a detailed business plan or a mission statement, only a simple goal to create a successful business.

### It starts with a quality product

For PDU Cables, the pursuit of quality meant being the first power cable manufacturer to offer UL listed 100% pretested power cables. The first to pre-install mounting hardware, the first to offer a choice of eleven standard colors of conduit, boxes, faceplates, and labels, and the first to provide a logic driven cable configurator tool. Our experience as a fixture whip manufacturer taught us the importance of efficient workflow, standardized processes, inventory management and consistency. The net result is the industry standard, a high-quality product that we stand behind with a limited lifetime warranty.

# QUALITY...SAFETY



### Add superior service to the mix

Free take-offs, quick quotes, 24-hour turnaround and packaging of cables by PDU/RPP for faster easier installation. Matched circuit breakers to compliment the cables ordered and access to our knowledgeable staff, with more than 100 years of combined experience in the industry, as a resource to answer complex cabling questions. These are just a few of the reasons why PDU Cables has earned customer loyalty not only from project-to-project but from year-to-year.

### Don't forget the little things

Our goal is complete customer satisfaction. We could have stopped with a quality product with superior service, but for PDU Cables being successful means so much more. It includes intangibles like; the way we treat our customers, vendors, and employees and being a good neighbor and citizen in the community.

We measure our success based on your satisfaction, and while our growth has been rewarding, knowing that PDU Cables is playing a role in the data center industry is especially gratifying.

*Duncan Lee, CEO  
PDU Cables*





## THE INDUSTRY LEADER

PDU Cables offers the industries leading UL Listed, 100% pretested and labeled power cable assemblies. Manufactured in a controlled environment, with industrial grade components, and engineered to the highest level of quality for unequaled reliability and safety. Each power distribution cable is guaranteed to be free of defects, or we'll replace it for free.

Though difficult to distinguish quality power cable assemblies from inferior ones, the difference in design, materials, and construction become apparent once installed and under load, the times when you can least afford a failure. All PDU Cables power cable assemblies are factory inspected, and 100% pretested to ensure each cable is free from manufacturing or component defects ensuring unsurpassed performance and reliability.

# Y...RELIABILITY

As the leader in quality and innovation, PDU Cables has recorded quite a number of firsts in the industry. These firsts represent benefits that make our prefabricated UL Listed power cable assemblies the first, best and for some data centers the only choice for power distribution cables assemblies.

PDU Cables goal is to provide superior customer service, unsurpassed product knowledge, and unparalleled value in all of the products we manufacture and sell.

With over 30 years of engineering, manufacturing and facilities management experience, no cabling project is new or difficult for us. Our experienced cable technicians are expert troubleshooters that can identify and resolve issues before they become problems. The PDU Cables team prides itself on being knowledgeable, fast, reliable and most importantly affordable, all while providing the industry's highest quality power cable assemblies available.

By using UL Listed and pretested prefabricated power distribution cable assemblies from PDU Cables, you alleviate many unknowns and reduce the risk of power failures.

***If your data center is mission critical, then uptime depends on the integrity of your electrical system. Rely on PDU Cables to provide a complete prefabricated power distribution cable assembly solution to ensure the highest reliability for your data center environment.***

Throughout North America, thousands of data centers trust PDU Cables to supply safe, reliable power distribution cables to power their computer equipment.

It doesn't matter if your business is a Fortune 500 company as many of our customers are, or a small private enterprise. If you use interconnecting cables to power computer equipment, PDU Cables should be your first choice.




## UL LISTING

Designing a fault tolerant critical power system involves more than redundancies, it requires high quality, safe and reliable products that meet the stringent obligations of a mission critical environment.

The UL listing mark assigned to PDU Cables certifies that each cable meets the stringent safety and performance standards set forth by Underwriters Laboratories (UL). PDU Cables power cable assemblies satisfy all requirements of the UL to assure the electrical inspector that all the cables will meet the UL Standards and not cause electrical hazards in a mission critical facility.

Even the NFPA 75 and NEC (NFPA 70) address the importance of UL listed power cables in the construction standards for Information Technology Equipment (ITE) rooms.



*Underwriters Laboratory Listing*

### **NEC ARTICLE 350.30(A)**

Securely Fastened. LFMC shall be securely fastened in place by an approved means within 300mm (12in.) of each box, cabinet, conduit body or other conduit termination and shall be supported and secured at intervals not to exceed 1.4m (4.5ft.). Exception 4. For the purposes of 350.30, LISTED LFMC fittings shall be permitted as a means of support.

### **NEC ARTICLE 645.50(F)**

Interconnecting Cables. Power cables; communications cables; connecting cables; interconnecting cables; and associated boxes, connectors, plugs and receptacles that are LISTED as part of, or for, Information Technology Equipment (ITE) shall NOT be required to be secured in place.

### **NFPA 75-10.4.1**

Interconnecting Cables. Separate information technology equipment units shall be permitted to be interconnected by means of LISTED cables and cable assemblies.

4

## SUPERIOR QUALITY

There is a reason PDU Cables branch circuit power cables are considered the industry standard. Each power cable assembly is made with quality components using a consistent manufacturing process by experienced and trained staff with calibrated tools in a clean, dedicated work environment. And only then packed and shipped after passing a thorough series of tests.

Thousands of data centers and millions of North American business depend on PDU Cables superior quality power distribution cables.

### **LIMITED LIFETIME WARRANTY & REPLACEMENT GUARANTEE**

PDU Cables ensures that all power cable assemblies are free from defects in quality and workmanship from the date of original purchase. PDU Cables warranty excludes connectors, circuit breakers, and devices and does not cover damages due to accidents, abuse or improper installation. Contact your regional sales manager or visit our website for more information about registering for the limited lifetime warranty.

## TESTING—QUALITY CONTROL

All (100%) of PDU Cables are thoroughly inspected and tested to ensure unsurpassed performance and reliability.

### Insulation Leakage Test

PDU Cables performs insulation testing on all of its power cable assemblies. The test ensures minimal leakage through wire sheathing and verifies that the conductors were not damaged during assembly which can create arcing between conductors or to ground causing a circuit to trip.

### Ground Continuity Test

This test confirms there is grounding continuity between the grounding blade or socket of the supplied plug or receptacle and the supplied grounding conductor on the opposing end of the cable. The continuity testing guarantees that there are no breaks in the ground conductor.

### Phase Rotation Test

Testing phase rotation verifies conductor connections to proper terminals. In addition to the tests required by UL, PDU Cables performs an additional continuity test on each conductor to safeguard the wiring of each device. Phase rotation tests continuity between each blade or socket of the supplied plug or receptacle and the correct color conductor at the opposing end of the cable, ensuring the device is wired according to the correct color code.

### Dielectric Withstand Voltage Test (Hi-Pot)

Hi-Pot tests each conductor at twice the rated circuit voltage plus 1000 volts. No breakdown (shorting or arcing) of any conductor during the test is allowed.

### Test Results

Test results for each cable are documented and included with each order. A record of each cable's test result is available upon request.

#### Power Cable Test Results

⚡ All power cables are thoroughly factory-tested and checked to ensure unsurpassed performance and reliability. Ground continuity and Hi-pot quality assurance testing is performed on each complete cable assembly. These tests meet, and exceed, UL requirements for data processing equipment cables.

⚡ **Testing ensures the following:** Proper ground integrity, Continuity, No insulation leakage, Proper phase rotation, and Circuit voltage capacity (tested at twice-rated circuit voltage plus 1000 volts).


⚡ Each cable is marked with the manufacture date. Test reports are retained for each cable by circuit and panel number. Individual test documents are available upon request, for all cables orders.

SO # P: 04209		Barrel #: 1				
	Panel	Circuit #	Equipment	Recept.	Length	Pass/Fail
1	16A-PNL1	17.19	174.01	L630R1	38	Passed
2	16A-PNL1	20.22	174.02	L630R1	36	Passed
3	16A-PNL1	21.23	174.03	L630R1	34	Passed
4	16A-PNL1	24.26	174.04	L630R1	32	Passed
5	16A-PNL2	17.19	174.05	L630R1	30	Passed
6	16A-PNL2	18.20	174.06	L630R1	28	Passed
7	16A-PNL2	21.23	174.07	L630R1	26	Passed
8	16A-PNL2	22.24	174.08	L630R1	24	Passed
9	16A-PNL3	18.20	174.09	L630R1	22	Passed
10	16A-PNL3	21.23	174.1	L630R1	20	Passed
11	16A-PNL3	22.24	174.11	L630R1	18	Passed
12	16A-PNL4	18.20	174.12	L630R1	16	Passed
13	16A-PNL4	21.23	174.13	L630R1	14	Passed
14	16A-PNL4	22.24	174.14	L630R1	12	Passed

Actual test results sheet



Hi-Pot testing



### PRE-TESTING CABLES SAVES MONEY

The time to find a power whip problem is before it is installed and under load. Once installed, your data center risks downtime and extensive costs as a result of the outage and eventual cable replacement.

The cost associated with downtime and outages is why most data centers insist on UL Listed, 100% pretested and labeled power whips. They can't afford the cost and risk of downtime to untested power cables.

PDU Cables performs a series of tests on each and every power cable manufactured before being certified as a UL Listed assembly. Some cable manufacturers skip the testing process or only perform random tests on their cables. When you see the PDU Cables name and the UL logo, then you know, as well as the electrical inspector, each power cable has been tested, certified and is ready for installation.

*"Keep up the great work, we use you guys for all orders small and large."*  
D. G.

## EXPERIENCED SALES TEAM

After manufacturing power cable assemblies for over 30 years, PDU Cables knows what it takes to get the job done right. Our experience tells us that success begins and ends with the quality of the people configuring and building the cables. At PDU Cables, our sales team is expert cable configurators. Their industry knowledge and product expertise make them the perfect choice to help troubleshoot and find solutions to cabling problems. Every member of our sales team has spent time on our factory floor assembling cables, and this invaluable experience provides insight into the manufacture of cables and the importance of proper configuration when specifying cable assemblies.

When you work with PDU Cables, you work with knowledgeable sales and support staff who'll shepherd your cable project from beginning to end, freeing you up to focus on more important issues


## CABLE CONFIGURATOR TOOL

The PDU Cables Power Cable and Equipment Configurator Tool makes ordering cables easy.


Our configurator walks you through the process of selecting and ordering the cables you need. Use the drop-down menus to select the components you want, standard electrical specifications will automatically populate along with the custom fields for the selected assembly.

Our checklists make sure that cables designed and built adhere to NEC code. The configurator speeds the ordering process and helps keep your power cables organized. The configuration process also creates a custom label for each cable.

If you prefer, we will gladly take your written requirements and configure your cable needs for you, and present to you the cable specifications in a written quote.



6



Cable project take-off in process

## FREE PROJECT TAKE-OFFS

Let PDU Cables configure your cables by performing free electrical panel take off.

Time is money, let PDU Cables configure your power distribution cable assemblies, allowing you to be more productive. Send your electrical panel schedules or electrical floor plans to us. We'll review your electrical drawings and deliver back to you a complete list of components to build the power distribution cables needed for your next project. When performing take-offs, we consider every aspect of your project, providing you a comprehensive solution to your project needs.

## STANDARDIZATION AND CONSISTENCY

For 35 years, PDU Cables has been the leading manufacturer of UL listed, labeled and 100% pretested branch circuit power distribution cables. Our power cable manufacturing process is standardized and consistent; that's all we do, and we do it well, hundreds of times a day every day. PDU Cables understands the importance of consistency; that's why we document and record each cable we manufacture. That way, when desired, cables built next week or next year will be identical to the ones built today.

## QUICK TURNAROUND

When adding new equipment, for most data centers, branch circuit power cables are near the bottom of the critical power distribution to-do list. A fast and reliable source of quality power distribution cables is only a phone call away. A simple call to PDU Cables and we can have a quote to you within an hour. Place an order, and we'll have the cables built and shipped typically within 24-hours of order placement. Even if you have a last second cable order, we can coordinate an expedited delivery to make sure the cables are onsite when needed.

### SENSE OF URGENCY

Time spent waiting, is wasted time. Your time is too valuable to be wasted. At PDU Cables, we share your sense of urgency. That's why when you have a question or request a quote we'll get back to you as quickly as we can. With PDU Cables, you can trust that we'll respect you enough to not waste your time.



*"I know all so well PDU Cables' capabilities. Hell, I could probably sell your product based on my experiences with your firm's personnel, its product reliability, and high level of service."*

M. B.

## CUSTOM CONFIGURATIONS

We recognize that every data center is unique, which is why we manufacture each and every power cable to its individual specifications. Regardless of the configuration, PDU Cables can deliver the power cable solution needed; underfloor or overhead power paths, single or multi-circuit devices, closed-nipple or daisy chain, even junction box configurations.

If you have what you believe are unique configuration needs, give us a call, and chances are we are already making a similar cable for another customer.



*Closed-nipple  
multi-circuit cables*

### PRODUCT GUIDE SPECIFICATION

Planning a new project? To ensure that your data center receives the power distribution cable assemblies it requires, PDU Cables will supply you with a product guide specification document to include in the project's general specifications. That way you will be assured that the data center will install UL listed, 100% pretested power distribution cables that meet NFPA, NEC, and electrical inspector standards.

## CONDUIT OPTIONS

PDU Cables offers both underfloor and overhead power cable solutions. PDU Cables offers several choices for supplying critical power from power distribution units and remote power panels to server racks and cabinets.

**Liquid Tight Flexible Metal Conduit Assemblies (LFMC) -** Strong, durable and liquid-tight; by far data centers most popular conduit option. (Available in eleven standard colors)

Liquid Tight Flexible Metal Conduit is both listed by Underwriters Laboratories and Certified by Canadian Standards Association and offers outstanding protection against wet and oily conditions. Permitted for use in exposed or concealed locations Liquid Tight Conduit is approved for use with Information Technology Equipment in raised floor plenum environments. (NEC 645.5).

The flexible inner core is a spiral wound strip of heavy-gauge, corrosion resistant, hot-dipped galvanized steel. The inner core includes an integral bonding strip of copper enclosed within the convolutions throughout its entire length. The integrated bonding strip ensures a stable ground and reduces EMI, RFI and cable “cross talk”. In addition to the circuit ground protection provided by the integrated bonding strip, PDU Cables always uses a separate grounding conductor in all cable assemblies even if not required by NEC.

The liquid-tight jacketing material is a high quality, rugged, flame retardant flexible PVC compound that resists oils, mild acids and exposure to sunlight.

**Flexible Metal Conduit—Greenfield RWS/RWA Assemblies -** When local electrical jurisdictions prohibit the use of Liquid Tight Conduit, the next best option is Flexible Metal Conduit. (Colored boxes and faceplates may be added to color code for dual powered equipment)

Greenfield is a reduced wall Flexible Metal Conduit that is available in either steel (RWS) or aluminum (RWA). The main difference between Flexible Metal Conduit and Liquid Tight is the absence of the PVC sheathing and the integrated copper ground bonding strip. Permitted for use in ITE raised floor environments, Flexible Metal Conduit is not suitable for damp or wet locations.

### CABLING UNDER COMPUTER ROOM RAISED FLOORS

NEC Article 300.22(D) Information Technology Equipment. Electrical wiring in air-handling areas beneath raised floors for information technology equipment shall be permitted in accordance with Article 645.

*Liquid Tight Flexible Metal Conduit*



8



*Closed-nipple multi-circuit cables*

## SINGLE OR MULTI-CIRCUIT CABLES

Multiple circuit cables can be configured using the same conduit allowing for two, three or more pieces of equipment to be powered off the same power whip. A growing number of data centers take advantage of space and cost savings associated with multi-circuit cables. Our sales team can help you decide when and where multiple circuit cables make sense.

**Note:** SO Cord, Metal Clad (MC) Cable, Generator Cables and other custom cable assembly options are available. Contact a sales representative or visit our website for more information.



*Flexible Metal Conduit  
Greenfield RWS/RWA*



*Coordinating dual power paths is easy with colored conduit. Note placement of labels throughout the length of the cable makes underfloor cable management easier.*

#### **COLOR-CODING IN TODAY'S DATA CENTER**

Color-coding in a mission critical facility makes tracking and managing dual power paths easier and more effective. Maintenance, troubleshooting or breaker trip on failover, color-coding power cables facilitates the isolation of each electrical power path leading to fewer outages and less downtime.

## **COLOR CONDUIT**

A data center's greatest challenge is keeping its equipment up and running 7x24, especially during maintenance on the critical power paths that feed the equipment. Even if your site allows you to shut down periodically, you are still faced with the possibility of a failed power supply in the IT equipment or tripped circuit breakers, which can cause an outage.

Most data centers have adopted the use of redundant power sources. A good way to organize those dual power feeds is to match Liquid Tight Conduit by color for each power source. For added convenience and improved cable management, PDU Cables offers eleven colors of conduit allowing data centers to have unique colors for isolating each power path.

Color provides quick visual identification. Colored conduit allows easy identification and tracking of primary and redundant power sources. Utilizing multi-colored conduit facilitates the marking of each panel board with the PDU. Color-coding simplifies management and can save time when tracing cables.

*PDU Cables stocks eleven colors of liquid tight conduit*

## COLOR BOXES AND FACEPLATES

PDU Cables offers painted boxes and faceplates for both weatherproof and 1900 style boxes in the same eleven colors of our Liquid Tight Conduit. Red, green, blue, black, white, pink, yellow, orange, purple, brown, and gray.



*Even under a raised floor, you can see how colored boxes and faceplates allow you to identify power paths.*

*PDU Cables offers painted faceplates and boxes in all eleven colors for both weatherproof and 1900 styles. Colored boxes and faceplates are the perfect way to add color to power cable management even using Flexible Metal Conduit.*



## PROFESSIONALLY PAINTED FOR QUALITY AND DURABILITY

Professionally painted with the highest quality industrial paints hand mixed to match PMS color charts and provide a scratch resistant finish. All boxes and faceplates are carefully prepped, primed and painted to yield a radiant appearance so luminous data center managers will proudly display during tours.

Custom labeling options include box and faceplate labels

## CUSTOM LABELING

Clear, comprehensive cable labels make installation faster and easier, and will help facilities personnel identify and track power paths when equipment needs to be shut down.

Every power cable assembly includes an identification label located at each end referencing the circuit number, equipment, PDU panel, receptacle, cable length, as well as the UL Certification. Heat shrink wrap tubing protects each conduit label from alteration or accidental removal. Additional options include having labels placed throughout the length of the cable run to aid identification.

By adding custom labeling to boxes or faceplates, one quick glance, and you know which cables feed the rack or cabinet's A or B side.

### Colored Labeling

For some data centers, Liquid Tight conduit isn't an option. In these situations, the addition of colored labels on Flexible Metal Conduit at intervals throughout the length of the cable assembly help facilitate identification of power sources. Labels are available in the same eleven colors as the liquid tight conduit, boxes, and faceplates.




Colored Box Labels

Faceplate Labels

Conduit labels are available in eleven colors



Colored conduit labels perfect for Flexible Metal Conduit cables



### Conductor Labeling

PDU Cables can label each conductor wire to identify its circuit. When feeding wires through knockouts in an RPP/PDU panel, electricians don't always have clear visibility to the standard label at the end of the conduit. Conductor circuit labeling saves time and reduces installation errors.

### Conduit Labels Reference:

- UL Certification
- PDU/RPP Identification
- Circuit Number
- Cable Length
- Equipment
- Device Type

**NOTE:** Ask your sales representative about printing custom information on labels.

Box labels perfect for overhead power whip applications



## MOUNTING HARDWARE

Mounting hardware secures cable receptacle boxes to overhead or underfloor structures, cable tray, racking, and raceway. A secure mounting position provides stability, quicker connect and disconnect access and facilitates airflow in and around the boxes. Under a raised floor, an elevated mounting position keeps cables off the floor limiting the risk of water damage.

PDU Cables offers a variety of standard mounting options to facilitate securing electrical devices, including; beam clamp, pedestal clamp, bolts, C 50 brackets and mounting ears. PDU Cables can help design and supply custom mounting solutions to meet your unique needs. Facilitate a quicker install by ordering cables pre-installed with mounting hardware.

### IMPROVING AIRFLOW


Proper airflow is critical to optimal operating efficiencies. Keep under floor power cables in the hot aisle running parallel to the computer room air conditioner (CRAC) unit airflow. Consider elevating mounting positions for the receptacles to help protect against possible pooling water and cable air dams, allowing for better airflow and improved CRAC unit efficiency.



*Elevated mounting position gets receptacles up off the floor. Note the colored conduit and box labels.*




*Cast Beam Clamp*




*C50 Bracket*



*B-Line Flange Beam Clamp*



*B-Line Conduit Hanger*



*Pedestal Clamp (with nut)*



*Uni-Strut Mounting Bolt (Single)*



*Uni-Strut Mounting Bolt (Double)*



*Mounting Ears*



*Mounting Plate*



*Pedestal Clamp (without nut)*

*Single bolt mounting hardware used with closed-nipple multi-circuit cables*



*Overhead mounting for cable tray and ladder racks*



## CABLES AND TAILS CUT TO ANY LENGTH

Avoid installing cables too long or too short. Short cables risk disconnects if bumped; long cables consume space, waste money, add clutter and can make troubleshooting more difficult.

Each application or configuration is unique, that's why PDU Cables manufactures each power cable to exact specifications. If you aren't sure the appropriate lengths needed, consult with your sales representative and they'll help, you figure out exactly what is needed.

### USING THE RIGHT LENGTH CABLE

Power cables shouldn't be any longer than necessary. As power cable length increases, the resistance increases, and voltage is lost from the source to the equipment. Always use the correct length of cables, while allowing some slack at the end for device movement and final fitting.



*Conductor tails are cut to an eight-foot standard length. Longer tails are available when wiring to tall RPP units or connecting to a cable trough.*

## PACKAGING

PDU Cables power cable assemblies are typically coiled into sturdy fiber drums, from shortest to longest cable length and barreled by PDU designation, panel and row for ease of in-row installation. Cables are wiped clean prior to barreling to ensure cleanliness and minimize the introduction of contaminants into the data center. Each drum includes a barrel sheet that identifies exact contents, showing Hi-Pot test results, and loaded onto a standard shipping pallet. The fiber drums provide excellent protection during shipment and make it easy to unload and move cables around the job site.



*Cables being cleaned and packed for shipping*



*Fiber barrel with cable sheet attached*

*"We have ordered as few as 2 whips and as many as 20+ you guys are always my first 'Go To' for my whips, breakers and power cord needs... Keep up the excellent work."*

**K. W.**

13

*Circuit Breakers - GE, Square D, Cutler-Hammer*

## MATCHED CIRCUIT BREAKERS

PDU Cables is your one-stop-shop; with each cable purchase we can provide a circuit breaker matched to the cable and your main breaker, giving you one less thing to source. Packed along with the power whips, having a matched circuit breaker on hand makes the installation faster and easier. PDU Cables stocks a full line of both plug-in and bolt-in style circuit breakers, including Square D, GE, and Cutler-Hammer.



## MOLDED POWER CORD ASSEMBLIES

Connect servers and other equipment to rack mount PDU power strip with IEC 320 power cords, available in 5-15P, 5-15R, C13, C14, C19, and C20 configurations, call about lengths and color options.



## NEMA STRAIGHT BLADE CABLES

Part Number	Receptacle	Service			Breaker		Wire		Conduit Inches
		Volts	AMP	Phase	Pole	AMP	Quantity	Size	
515R1*	5261	120	15	1	1	15	3	12 AWG	0.5
515R2*	5262	120	15	1	1	15	3	12 AWG	0.5
515R4*	5262 (2)	120	15	1	1	15	3	12 AWG	0.5
520R1*	5361	120	20	1	1	20	3	12 AWG	0.5
520R2*	5362	120	20	1	1	20	3	12 AWG	0.5
520R4*	5362 (2)	120	20	1	1	20	3	12 AWG	0.5
530R1*	9308	120	30	1	1	30	3	10 AWG	0.5
550R1	9360	120	50	1	1	50	3	8 AWG	0.5
615R1*	5661	208	15	1	2	15	3	12 AWG	0.5
615R2*	5662	208	15	1	2	15	3	12 AWG	0.5
615R4*	5662 (2)	208	15	1	2	15	3	12 AWG	0.5
620R1*	5461	208	20	1	2	20	3	12 AWG	0.5
620R4*	5462 (2)	208	20	1	2	20	3	12 AWG	0.5
630R1*	9330	208	30	1	2	30	3	10 AWG	0.5
1420R1	8410	120/208	30	1	2	30	4	12 AWG	0.5
1430R1	9430	120/208	30	1	2	30	4	10 AWG	0.5
1450R1*	9450	120/208	50	1	2	50	4	8 AWG	0.75

\*Available with isolated ground.

All NEMA Type cable assemblies are available in closed nipple and daisy-chain configurations.




## NEMA STANDARD LOCKING CABLES

Part Number	Receptacle	Service			Breaker		Wire		Conduit Inches
		Volts	AMP	Phase	Pole	AMP	Quantity	Size	
L515R1*	4710	120	15	1	1	15	3	12 AWG	0.5
L515R2*	4700	120	15	1	1	15	3	12 AWG	0.5
L520R1*	2310	120	20	1	1	20	3	12 AWG	0.5
L530R1*	2610	120	30	1	1	30	3	10 AWG	0.5
L615R1*	4560	208	15	1	2	15	3	12 AWG	0.5
L615R2*	4550	208	15	1	2	15	3	12 AWG	0.5
L620R1*	2320	208	20	1	2	20	3	12 AWG	0.5
L630R1*	2620	208	30	1	2	30	3	10 AWG	0.5
L715R1	4760	208	15	1	2	15	3	12 AWG	0.5
L1420R1*	2410	120/208	20	1	2	20	4	12 AWG	0.5
L1430R1*	2710	120/208	30	1	2	30	4	10 AWG	0.5
L1520R1*	2420	208	20	3	3	20	4	12 AWG	0.5
L1530R1*	2720	208	30	3	3	30	4	10 AWG	0.5
L2120R1*	2510	208	20	3	3	20	5	12 AWG	0.5
L2130R1*	2810	208	30	3	3	30	5	10 AWG	0.5
CS8269	CS8269	250	50	1	2	50	3	8 AWG	0.5
CS8369	CS8369	250	50	3	3	50	4	8 AWG	0.75

\*Available with isolated ground.

All NEMA Type cable assemblies are available in closed nipple and daisy-chain configurations.



## RUSSELLSTOLL CONNECTORS

Part Number	Receptacle	Service			Breaker		Wire		Conduit Inches
		Volts	AMP	Phase	Pole	AMP	Quantity	Size	
RS 3913	RS 3913	208	20	1	2	20	3	12 AWG	0.5
RS 3913-U1	RS 3913-U1	120	20	1	1	20	3	12 AWG	0.5
RS 3913-U2	RS 3913-U2	208	15	1	2	15	3	12 AWG	0.5
RS 3914	RS 3914	208	15	3	3	15	4	12 AWG	0.5
RS 3933	RS 3933	208	30	1	2	30	3	10 AWG	0.5
RS 3934	RS 3934	208	30	3	3	30	4	10 AWG	0.5
RS 7428	RS 7428	208	60	3	3	60	4	6 AWG	0.75
9C23U0	9C23U0	600/250	20	1	2	20	3	12 AWG	0.5
9C23U2	9C23U2	250	20	1	2	20	3	12 AWG	0.5
9C33U0	9C33U0	600/250	30	1	2	30	3	10 AWG	0.5
9C33U2	9C33U2	250	30	1	2	30	3	10 AWG	0.5
9C34U0	9C34U0	600/250	30	3	3	30	4	10 AWG	0.5
9C34U2	9C34U2	250	30	3	3	30	4	10 AWG	0.5
9C53U0	9C53U0	600/250	50	1	2	50	3	8 AWG	0.75
9C53U2	9C53U2	250	50	1	2	50	3	8 AWG	0.5
9C54U0	9C54U0	600/250	50	3	3	50	4	8 AWG	0.75
9C54U2	9C54U2	250	50	3	3	50	4	8 AWG	0.75
9C63U2	9C63U2	250	60	1	2	60	3	6 AWG	0.75



## IEC 309 CABLES—(PIN & SLEEVE)

Part Number	Receptacle	Service			Breaker		Wire		Conduit Inches
		Volts	AMP	Phase	Pole	AMP	Quantity	Size	
320C6W	A3206C6W	250	20	1	2	20	3	12 AWG	0.5
330C6W	330C6W	250	30	1	2	30	3	10 AWG	0.5
360C6W	A3606C6W	250	60	1	2	60	3	6 AWG	0.75
420C9W	420C9W	208	20	3	3	20	4	12 AWG	0.5
430C7W	430C7W	480	30	3	3	30	4	10 AWG	0.5
430C9W	430C9W	250	30	3	3	30	4	10 AWG	0.5
460C9W	460C9W	208	60	3	3	60	4	6 AWG	0.75
4100C9W	4100C9	250	100	3	3	100	4	2 AWG	1.25
560C9W	560C9W	208	60	3	3	60	4	6 AWG	1
5100C9W	5100C9W	208	100	3	3	100	5	2 AWG	1.25

Hubbell devices with VO rating are available upon request.

For international rated connectors contact your sales manager.



# PDU Cables™

## connect with us™

866.631.4238 • [pducables.com](http://pducables.com)

### PDU CABLES—THE LEADER IN POWER DISTRIBUTION CABLE ASSEMBLIES

PDU Cables factory assembled power distribution cable assemblies provide significant labor savings over conventional on-site cable fabrication. UL Listed and 100% tested PDU Cables power “whips” are manufactured in a controlled environment, with the highest quality components available, ensuring consistent quality standards. Each cable is cleaned prior to shipment to avoid introducing contaminants into the data center environment. Coiled in sturdy fiber barrels, the cables arrive ready to be pulled out for quick and easy installation.

If your data center is mission critical then uptime depends on the integrity of your electrical system. Rely on PDU Cables to provide a complete prefabricated power distribution assembly solution to ensure reliability of your power supply.

**PDU  Cables** | **AIRGUARD®**  
the cool choice™

5401 Smetana Drive | Minnetonka, Minnesota 55343  
Toll-Free 1.866.631.4238 | Fax 1.800.336.2801 | [www.pducables.com](http://www.pducables.com)

© 2015, PDU Cables. All Rights Reserved. The Power Cable and Equipment Configurator is a trademark of PDU Cables. All other trademarks are the property of their respective holders. PDU Cables is the exclusive supplier of the AirGuard.

E02-050-100 B1 (09/15—TB)