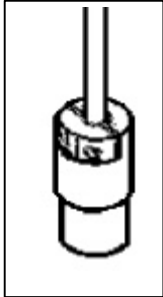
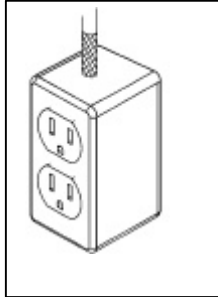


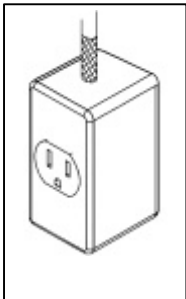
Drop Cord Units for MP40



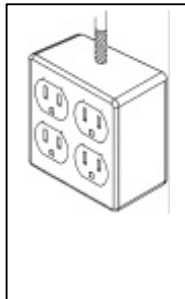
C- Connector



D- Duplex



R – Single Receptacle



Q - Quad



Drop-Cord Units

- Drop Cord Plug-In Unit, fused, 10' cord, 5-20R Duplex
- Drop Cord Plug-In Unit, fused, 10' cord, 5-20R Quad
- Drop Cord Plug-In Unit, fused, 10' cord, L5-20R
- Drop Cord Plug-In Unit, fused, 10' cord, L5-30R
- Drop Cord Plug-In Unit, fused, 10' cord, L6-20R
- Drop Cord Plug-In Unit, fused, 10' cord, L6-30R
- Drop Cord Plug-In Unit, fused, 10' cord, L14-30R
- Drop Cord Plug-In Unit, fused, 10' cord, L21-20R

MaxPower Part Number

- MP-DC50-10-5-20D-4
- MP-DC50-10-5-20Q-4
- MP-DC50-10-L5-20C-4
- MP-DC50-10-L5-30C-4
- MP-DC50-10-L6-20R-4
- MP-DC50-10-L6-30C-4
- MP-DC50-10-L14-30C-4
- MP-DC50-10-L21-20C-4