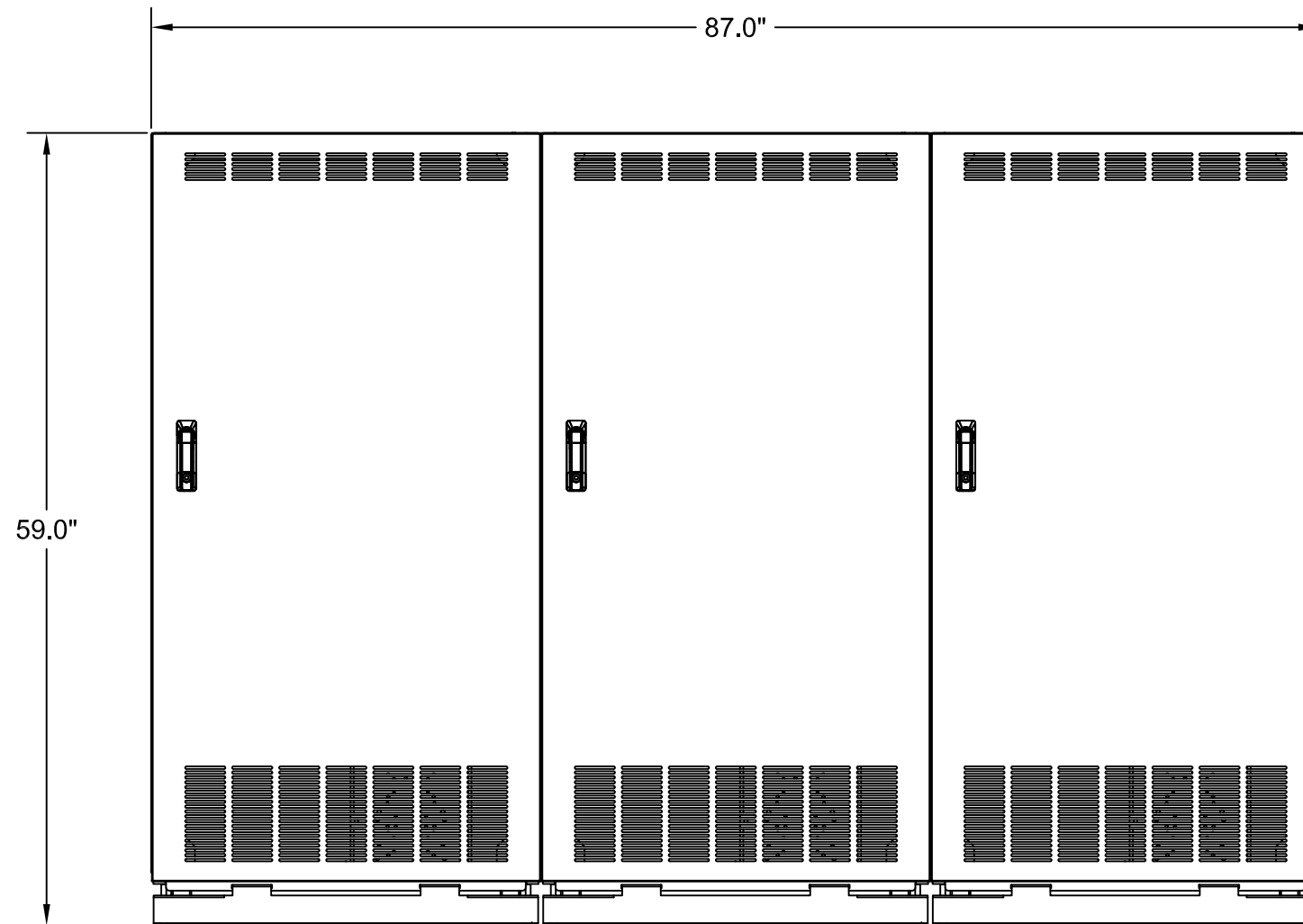


TOP VIEW



FRONT VIEW

DRAWN BY:	JRL	DATE:	01/13/09
CHECKED BY:		DATE:	
APPROVED BY:		DATE:	

THIS MATERIAL IS THE EXCLUSIVE PROPERTY OF TOSHIBA INTERNATIONAL CORPORATION AND SHALL NOT BE REPRODUCED, USED OR DISCLOSED TO OTHERS UNLESS PRIOR WRITTEN AUTHORIZATION IS OBTAINED.

TITLE:  
**25T (3) BATTERY CABINET SYSTEM**

SCALE:  
**NTS**

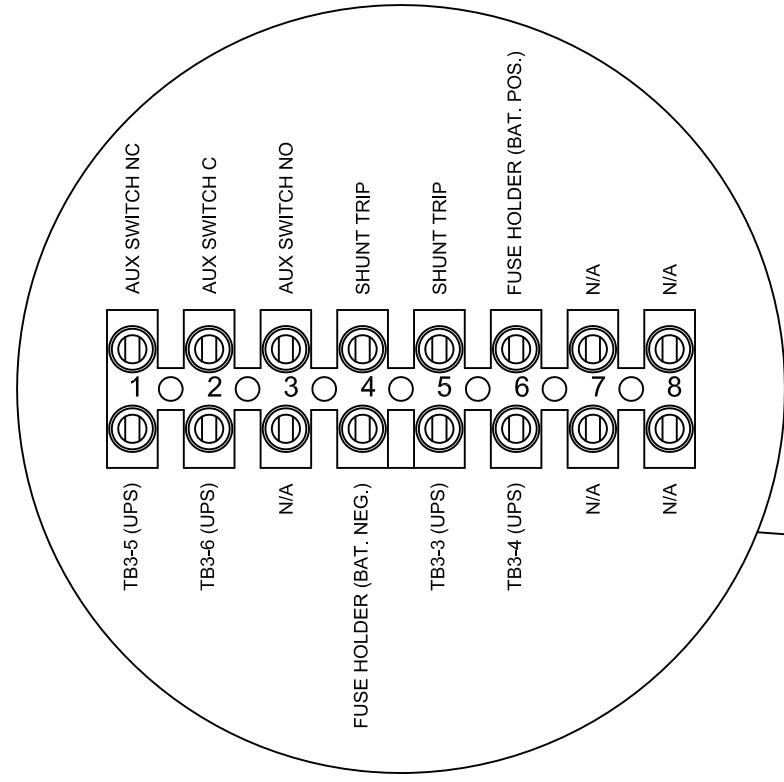
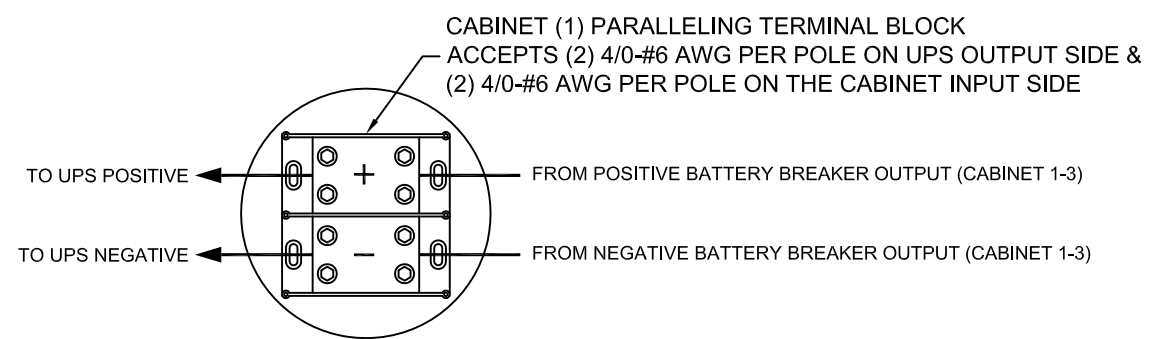
ORDER NO.:

DRAWING NO.:  
**91425SDT3-1 REV A**

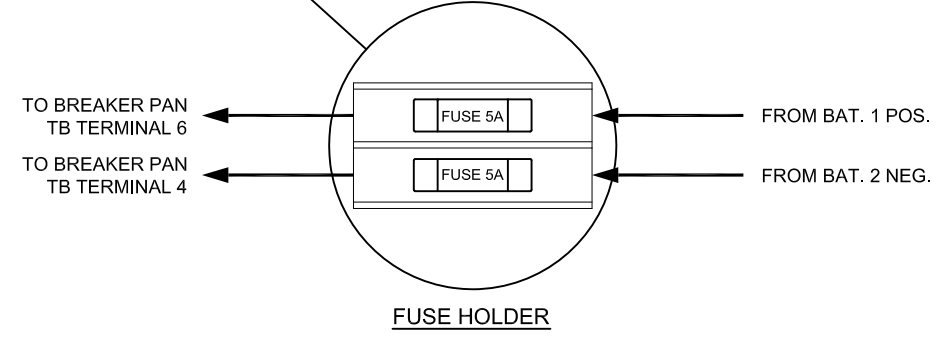
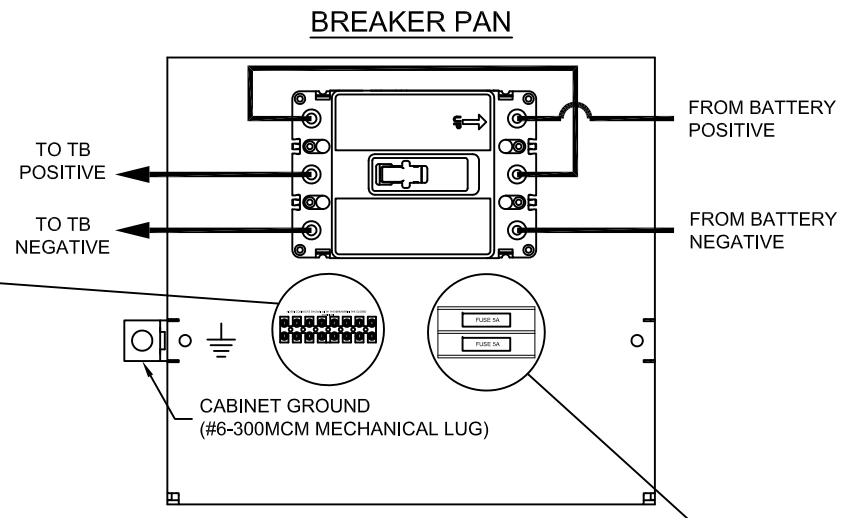
**TOSHIBA INTERNATIONAL CORPORATION**  
13131 WEST LITTLE YORK ROAD, HOUSTON, TX, 77041 U.S.A.

### BATTERY TERMINALS & TORQUE SPECS

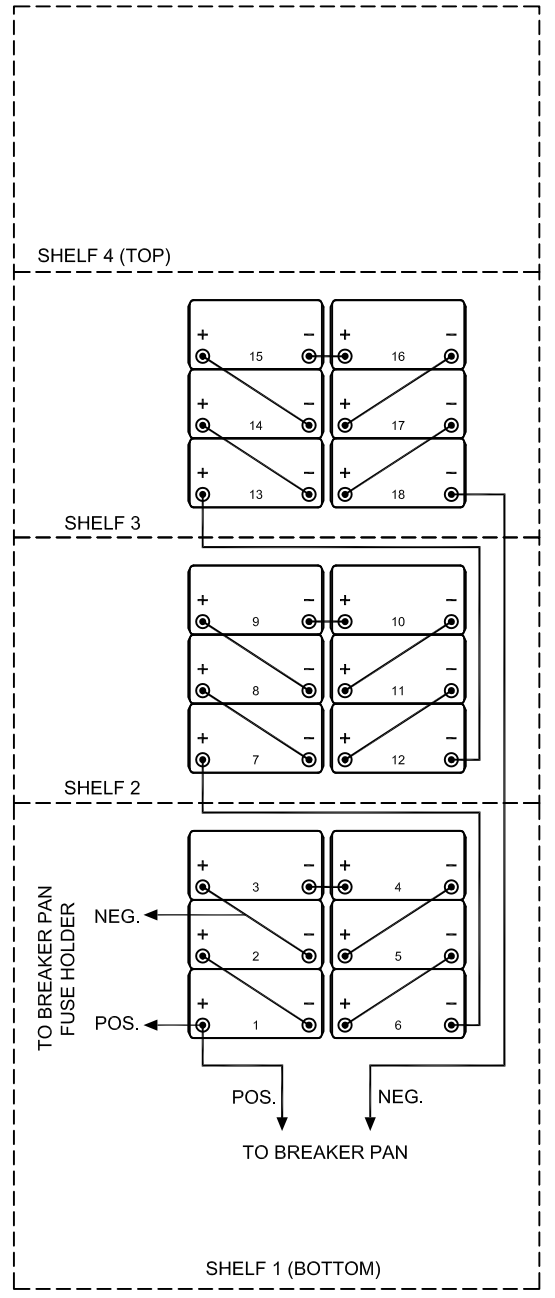
BATTERY MODEL	TERMINAL TYPE	TORQUE
HX330-12	M6 INSERT	65 IN-LBS
24HR3000	1/4-20 INSERT	60 IN-LBS
31HR4000	1/4-20 INSERT	60 IN-LBS
UPS12-350MR	1/4-20 INSERT	110 IN-LBS



**BREAKER PAN  
TERMINAL BLOCK**



**FUSE HOLDER**



**TYPICAL CABINET 1-3  
216 VDC TYPICAL WIRING**

**ELECTRICAL NOTES:**

- ALL INTERNAL WIRING IS UL LISTED, MTW, STYLE, 105C, EXTRA FLEXIBLE CABLE
- FUSES ARE UL LISTED TYPE ATM 5A
- FUSE HOLDER IS UL RECOGNIZED
- TERMINAL BLOCK IS UL RECOGNIZED
- BREAKER IS UL LISTED
- CABINETS WITH BREAKERS ARE SHIPPED WITH BREAKER IN THE OFF/OPEN POSITION
- CABINETS ARE SHIPPED WITH BATTERY JUMPER REMOVED TO BREAK STRING VOLTAGE FOR ADDED SAFETY IN SHIPPING
- CABLES FROM BATTERY CABINET TO UPS SYSTEM ARE OPTIONAL. CONSULT FACTORY
- GROUND CONNECTION IS #6-300MCM MECHANICAL LUG

DRAWN BY:	DATE:
<b>JRL</b>	<b>01/13/09</b>
CHECKED BY:	DATE:
APPROVED BY:	DATE:

THIS MATERIAL IS THE EXCLUSIVE PROPERTY OF TOSHIBA INTERNATIONAL CORPORATION AND SHALL NOT BE REPRODUCED, USED OR DISCLOSED TO OTHERS UNLESS PRIOR WRITTEN AUTHORIZATION IS OBTAINED.

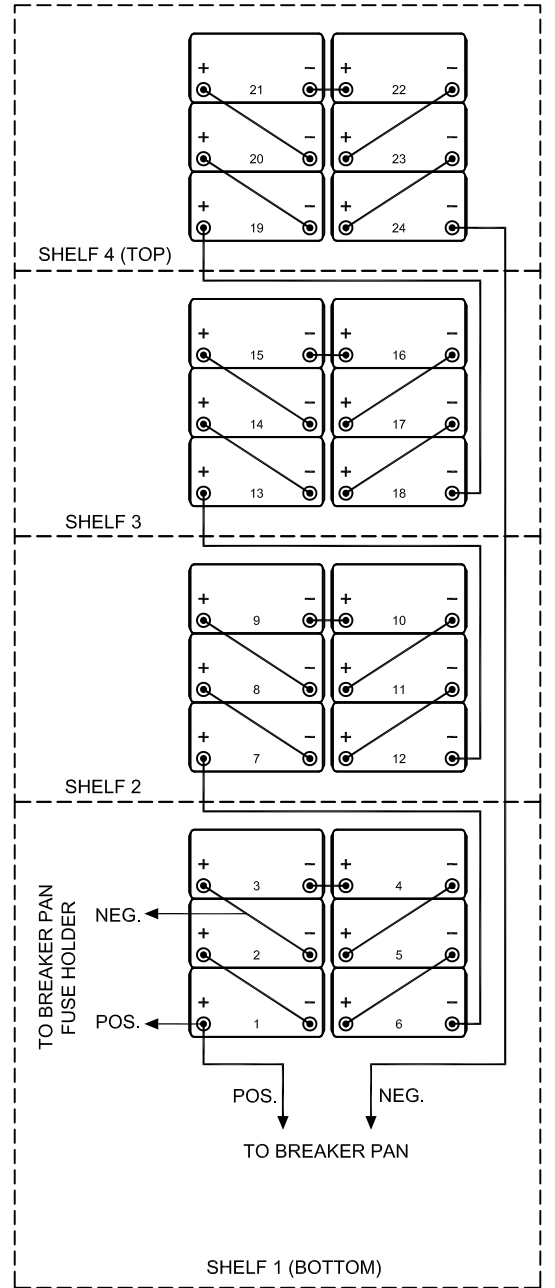
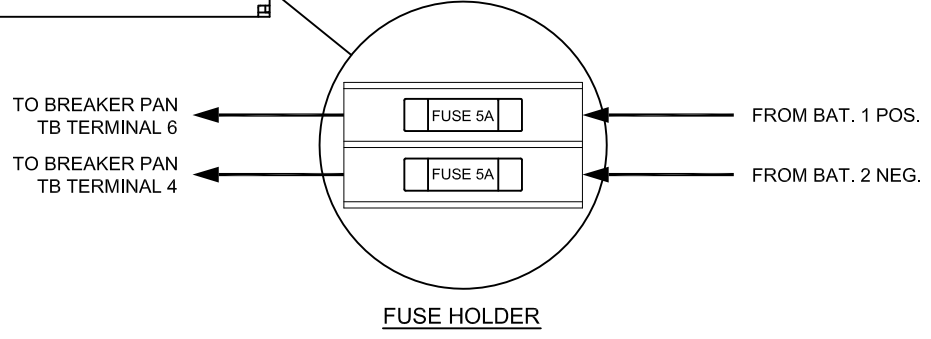
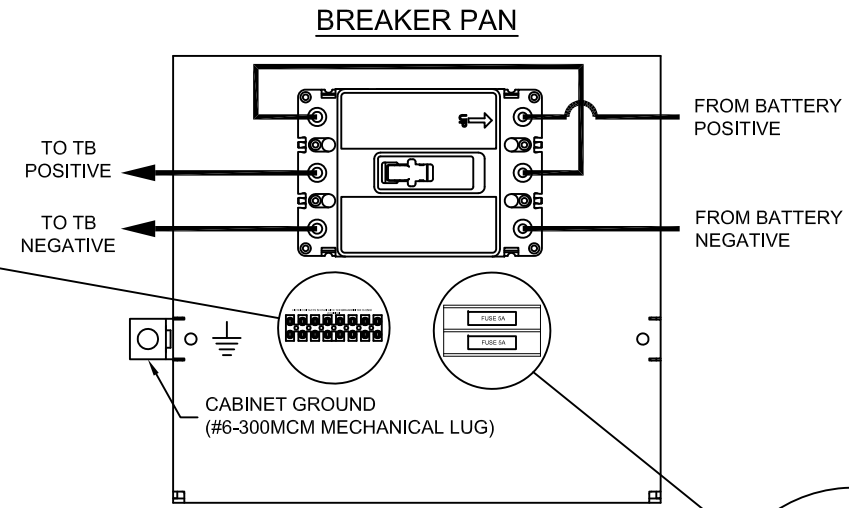
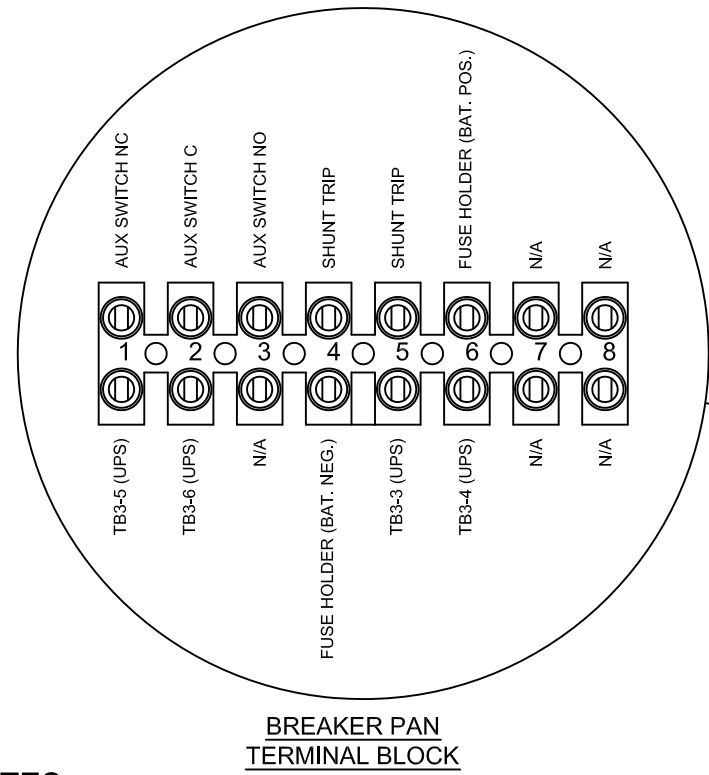
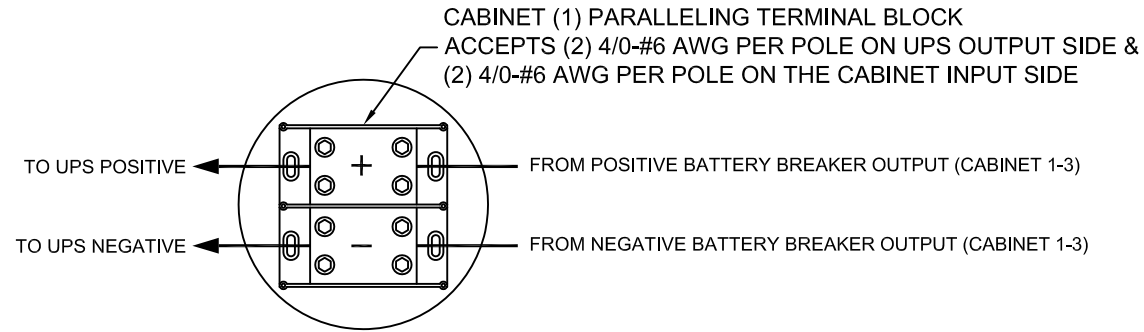
TITLE:  
**25T (3) BATTERY CABINET SYSTEM  
216 VDC WIRING**

SCALE:	ORDER NO.:
<b>NTS</b>	

DRAWING NO.:

**91425SDT3-2 REV B**

BATTERY TERMINALS & TORQUE SPECS		
BATTERY MODEL	TERMINAL TYPE	TORQUE
NPX-100R	10-32 INSERT	26 IN-LBS
HX205-12	M6 INSERT	65 IN-LBS
HX330-12	M6 INSERT	65 IN-LBS
HX500-12	M6 INSERT	65 IN-LBS
24HR3000	1/4-20 INSERT	60 IN-LBS
31HR4000	1/4-20 INSERT	60 IN-LBS
UPS12-350MR	1/4-20 INSERT	110 IN-LBS



**ELECTRICAL NOTES:**

- ALL INTERNAL WIRING IS UL LISTED, MTW, STYLE, 105C, EXTRA FLEXIBLE CABLE
- FUSES ARE UL LISTED TYPE ATM 5A
- FUSE HOLDER IS UL RECOGNIZED
- TERMINAL BLOCK IS UL RECOGNIZED
- BREAKER IS UL LISTED
- CABINETS WITH BREAKERS ARE SHIPPED WITH BREAKER IN THE OFF/OPEN POSITION
- CABINETS ARE SHIPPED WITH BATTERY JUMPER REMOVED TO BREAK STRING VOLTAGE FOR ADDED SAFETY IN SHIPPING
- CABLES FROM BATTERY CABINET TO UPS SYSTEM ARE OPTIONAL. CONSULT FACTORY
- GROUND CONNECTION IS #6-300MCM MECHANICAL LUG

DRAWN BY:	DATE:
JRL	01/13/09
CHECKED BY:	DATE:
APPROVED BY:	DATE:

THIS MATERIAL IS THE EXCLUSIVE PROPERTY OF TOSHIBA INTERNATIONAL CORPORATION AND SHALL NOT BE REPRODUCED, USED OR DISCLOSED TO OTHERS UNLESS PRIOR WRITTEN AUTHORIZATION IS OBTAINED.

TITLE:  
**25T (3) BATTERY CABINET SYSTEM  
288 VDC WIRING**

SCALE: **NTS** ORDER NO.:

DRAWING NO.: **91425SDT3-3 REV B**